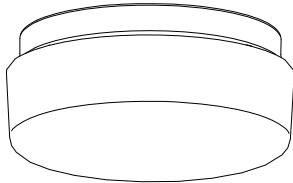


屋内照明器具特性

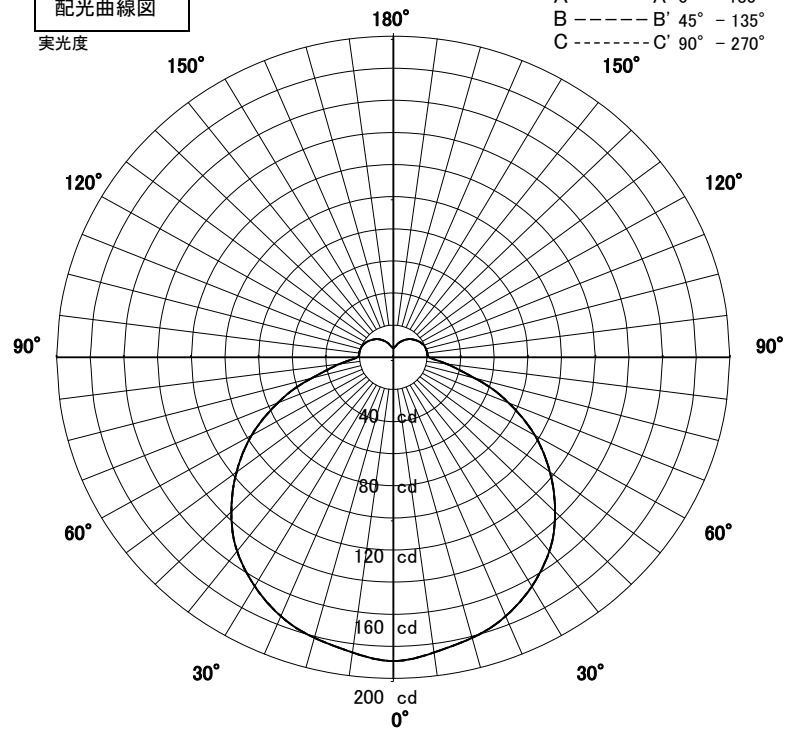


| | | | |
|----------------|-----------|----|----------|
| 品名 | AD-2603-L | | |
| 光源 | LED_10.2W | | |
| 実効光束 (器具光束) | 724lm | 効率 | 70.9lm/W |



配光曲線図

実光度



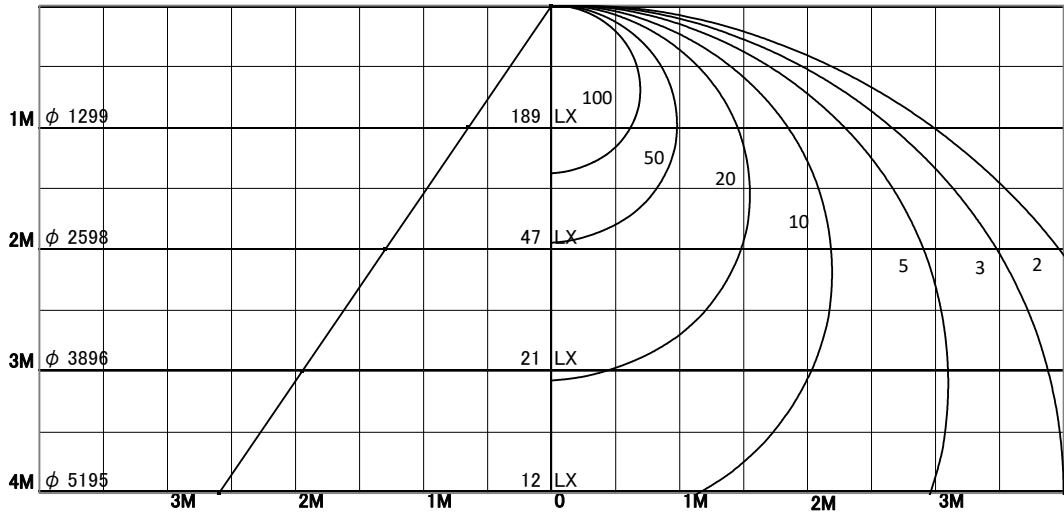
1/2照度角

直射水平面照度

単位:Lx

| | | |
|--------|-------|------|
| 色温度 | 2700K | |
| 演色評価指数 | Ra94 | |
| 保守率 | 良 | 0.68 |
| | 中 | 0.67 |
| | 否 | 0.63 |

| | | |
|--------|------|-----|
| 1/2照度角 | | |
| A-A' | 66.0 | Deg |
| C-C' | 66.0 | Deg |
| 最大取付間隔 | | |
| A-A' | 1.30 | H |
| C-C' | 1.30 | H |



照明率表

| 天井 | 80% | | | | 70% | | | | 50% | | | | 30% | | | | 0% |
|-------|-----|-----|-----|-----|-----|-----|-----|-----|-----|-----|-----|-----|-----|-----|-----|-----|----|
| | 70% | 50% | 30% | 10% | 70% | 50% | 30% | 10% | 70% | 50% | 30% | 10% | 70% | 50% | 30% | 10% | 0% |
| 壁 | 10% | | | | | | | | | | | | | | | | 0% |
| 床 | 10% | | | | | | | | | | | | | | | | 0% |
| 0.60 | 47 | 36 | 30 | 25 | 46 | 36 | 29 | 25 | 44 | 35 | 29 | 25 | 42 | 34 | 29 | 25 | 23 |
| 0.80 | 55 | 44 | 37 | 32 | 53 | 44 | 37 | 32 | 51 | 42 | 36 | 32 | 49 | 41 | 36 | 32 | 30 |
| 1.00 | 60 | 51 | 44 | 38 | 59 | 50 | 43 | 38 | 56 | 48 | 42 | 38 | 54 | 47 | 42 | 38 | 36 |
| 1.25 | 66 | 57 | 50 | 45 | 64 | 56 | 49 | 44 | 61 | 54 | 48 | 44 | 59 | 53 | 48 | 44 | 42 |
| 1.50 | 69 | 61 | 55 | 50 | 68 | 60 | 54 | 49 | 65 | 58 | 53 | 49 | 62 | 57 | 52 | 48 | 46 |
| 2.00 | 74 | 68 | 62 | 57 | 73 | 67 | 61 | 57 | 70 | 65 | 60 | 56 | 68 | 63 | 59 | 56 | 54 |
| 2.50 | 78 | 72 | 67 | 63 | 76 | 71 | 66 | 62 | 74 | 69 | 65 | 62 | 71 | 67 | 64 | 61 | 59 |
| 3.00 | 80 | 75 | 71 | 67 | 79 | 74 | 70 | 66 | 76 | 72 | 68 | 65 | 74 | 70 | 67 | 64 | 62 |
| 4.00 | 83 | 79 | 75 | 72 | 81 | 78 | 74 | 71 | 79 | 76 | 73 | 70 | 77 | 74 | 71 | 69 | 67 |
| 5.00 | 85 | 81 | 78 | 75 | 83 | 80 | 77 | 74 | 81 | 78 | 76 | 73 | 78 | 76 | 74 | 72 | 70 |
| 7.00 | 87 | 84 | 82 | 79 | 85 | 83 | 81 | 79 | 83 | 81 | 79 | 77 | 81 | 79 | 77 | 76 | 73 |
| 10.00 | 88 | 86 | 84 | 83 | 87 | 85 | 83 | 82 | 85 | 83 | 82 | 80 | 82 | 81 | 80 | 79 | 76 |