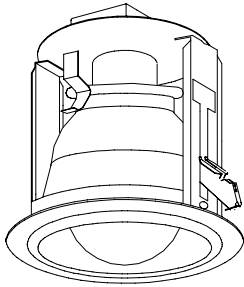


屋内照明器具特性

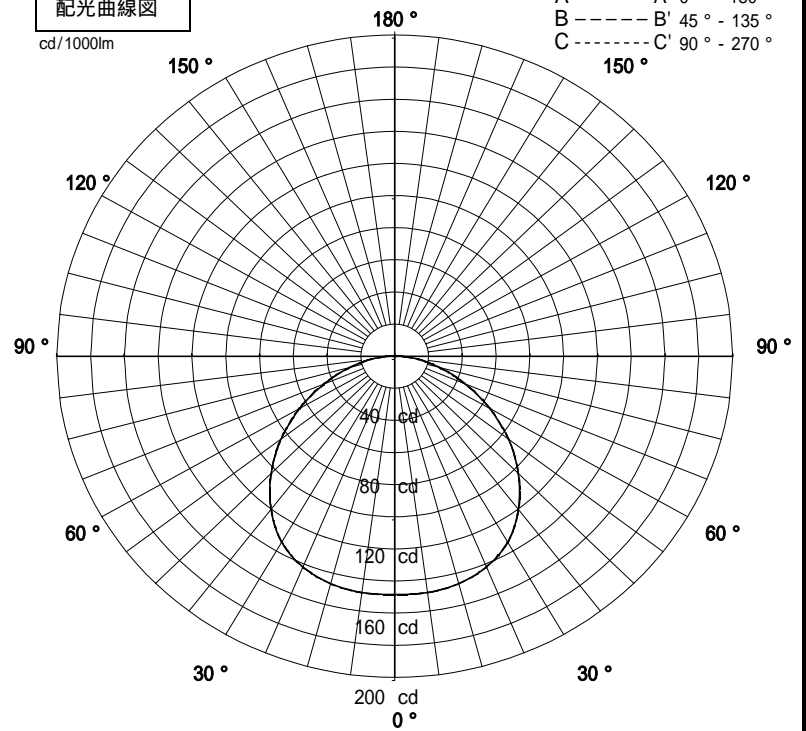


| | | | |
|----|----------------|----|-----|
| 品名 | DW-2326 | | |
| 光源 | GW110V60WG70WK | | |
| 光束 | 518 Lm | 灯数 | 1 灯 |



配光曲線図

cd/1000lm

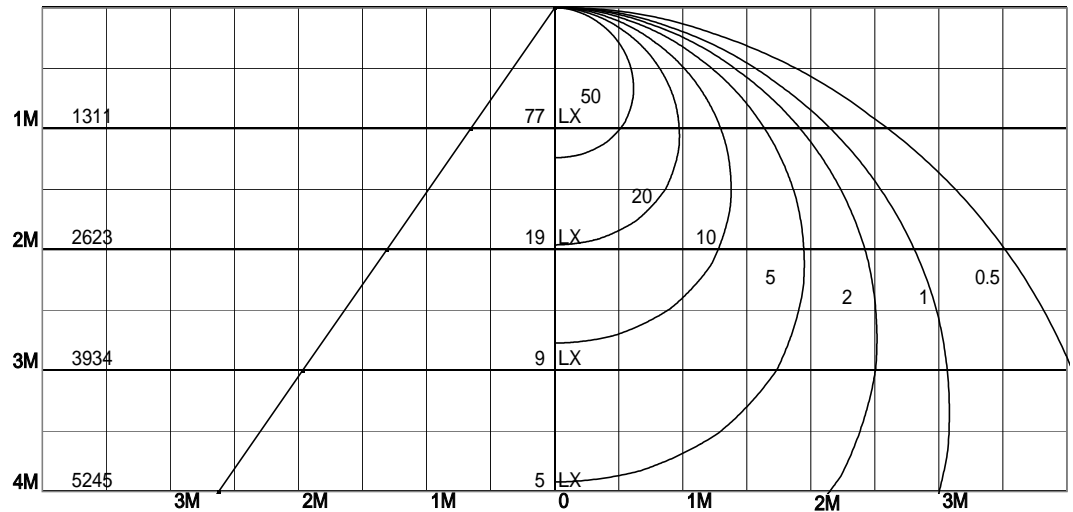


1/2照度角

直射水平面照度

単位:Lx

| | | |
|--------|------|------|
| 器具効率 | 44.4 | % |
| 上方効率 | 0.3 | % |
| 下方効率 | 44.1 | % |
| 保守率 | 良 | 0.84 |
| | 中 | 0.79 |
| | 否 | 0.7 |
| 1/2照度角 | | |
| A - A' | 66.5 | H |
| C - C' | 66.5 | H |
| 最大取付間隔 | | |
| A - A' | 1.31 | H |
| C - C' | 1.31 | H |



照明率表

| 天井 | 80% | | | | 70% | | | | 50% | | | | 30% | | | | 0% |
|-------|-----|-----|-----|-----|-----|-----|-----|-----|-----|-----|-----|-----|-----|-----|-----|-----|----|
| | 70% | 50% | 30% | 10% | 70% | 50% | 30% | 10% | 70% | 50% | 30% | 10% | 70% | 50% | 30% | 10% | 0% |
| 壁 | 10% | | | | 10% | | | | 10% | | | | 10% | | | | 0% |
| 床 | 10% | | | | | | | | | | | | | | | | 0% |
| 0.60 | 25 | 20 | 17 | 14 | 25 | 20 | 17 | 14 | 24 | 19 | 16 | 14 | 23 | 19 | 16 | 14 | 13 |
| 0.80 | 29 | 24 | 21 | 18 | 29 | 24 | 21 | 18 | 28 | 23 | 20 | 18 | 26 | 23 | 20 | 18 | 17 |
| 1.00 | 32 | 28 | 24 | 22 | 32 | 27 | 24 | 22 | 30 | 27 | 24 | 21 | 29 | 26 | 23 | 21 | 20 |
| 1.25 | 35 | 31 | 27 | 25 | 34 | 30 | 27 | 25 | 33 | 30 | 27 | 25 | 32 | 29 | 26 | 24 | 23 |
| 1.50 | 37 | 33 | 30 | 28 | 36 | 33 | 30 | 27 | 35 | 32 | 29 | 27 | 34 | 31 | 29 | 27 | 26 |
| 2.00 | 40 | 36 | 34 | 32 | 39 | 36 | 33 | 31 | 38 | 35 | 33 | 31 | 36 | 34 | 32 | 31 | 30 |
| 2.50 | 41 | 38 | 36 | 34 | 40 | 38 | 36 | 34 | 39 | 37 | 35 | 34 | 38 | 36 | 35 | 33 | 32 |
| 3.00 | 42 | 40 | 38 | 36 | 42 | 39 | 38 | 36 | 40 | 39 | 37 | 36 | 39 | 38 | 36 | 35 | 34 |
| 4.00 | 44 | 42 | 40 | 39 | 43 | 41 | 40 | 38 | 42 | 40 | 39 | 38 | 41 | 39 | 38 | 37 | 36 |
| 5.00 | 44 | 43 | 41 | 40 | 44 | 42 | 41 | 40 | 43 | 41 | 40 | 39 | 41 | 40 | 40 | 39 | 37 |
| 7.00 | 45 | 44 | 43 | 42 | 45 | 44 | 43 | 42 | 44 | 43 | 42 | 41 | 42 | 42 | 41 | 40 | 39 |
| 10.00 | 46 | 45 | 44 | 44 | 45 | 45 | 44 | 43 | 44 | 44 | 43 | 42 | 43 | 43 | 42 | 42 | 40 |

(100V点灯時) 110Vまたは100/110V定格ランプの照度データは100V点灯時の値です。