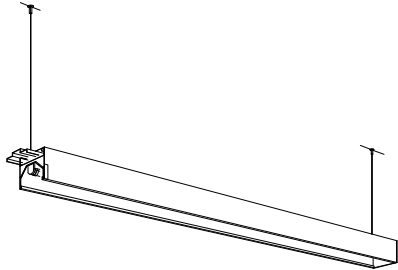


屋内照明器具特性

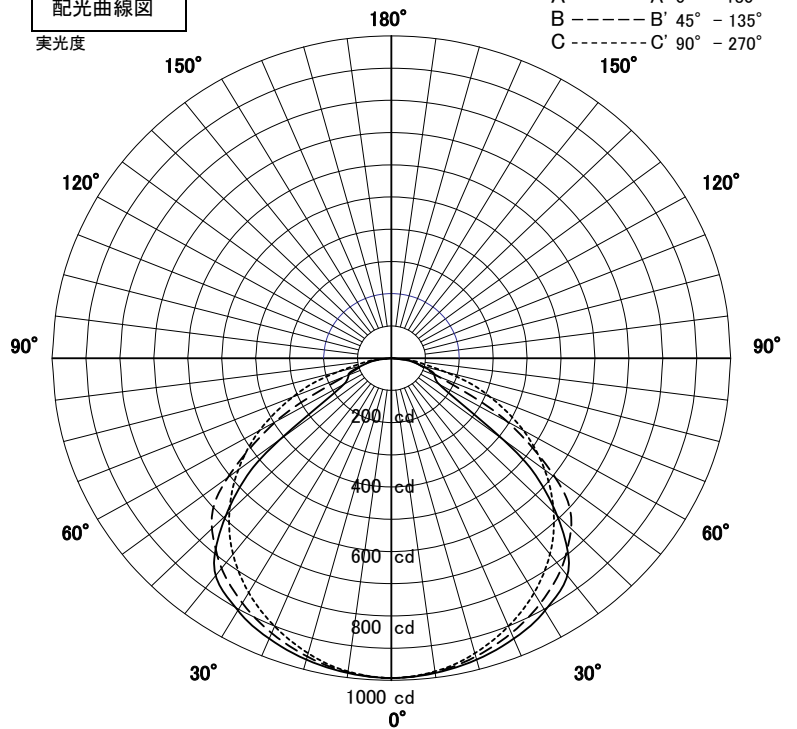


| | | | |
|----------------|------------|----|-----------|
| 品名 | YLD-9028-N | | |
| 光源 | LED22.8W | | |
| 実効光束 (器具光束) | 2690lm | 効率 | 118.0lm/W |



配光曲線図

実光度



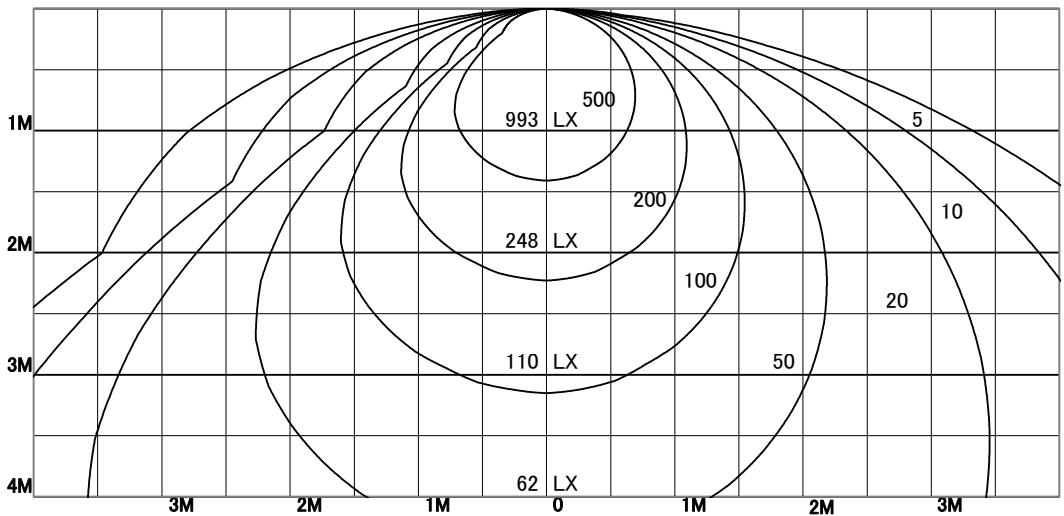
直射水平面照度

単位:Lx

A-A' Section

C-C' Section

| | | |
|--------|-------|------|
| 色温度 | 5000K | |
| 演色評価指数 | Ra83 | |
| 保守率 | 良 | 0.67 |
| | 中 | 0.63 |
| | 否 | 0.56 |
| 1/2照度角 | | |
| A-A' | 68.5 | Deg |
| C-C' | 64.5 | Deg |
| 最大取付間隔 | | |
| A-A' | 1.36 | H |
| C-C' | 1.26 | H |



照明率表

| 天井 | 80% | | | | 70% | | | | 50% | | | | 30% | | | | 0% |
|-------|-----|-----|-----|-----|-----|-----|-----|-----|-----|-----|-----|-----|-----|-----|-----|-----|----|
| | 70% | 50% | 30% | 10% | 70% | 50% | 30% | 10% | 70% | 50% | 30% | 10% | 70% | 50% | 30% | 10% | 0% |
| 壁 | | | | | | | | | | | | | | | | | 0% |
| 床 | | | | | | | | | | | | | | | | | 0% |
| 0.60 | 48 | 39 | 32 | 28 | 47 | 38 | 32 | 28 | 45 | 37 | 32 | 28 | 43 | 36 | 32 | 28 | 26 |
| 0.80 | 56 | 47 | 41 | 36 | 55 | 46 | 40 | 36 | 52 | 45 | 40 | 36 | 50 | 44 | 39 | 36 | 34 |
| 1.00 | 61 | 53 | 47 | 43 | 60 | 52 | 47 | 43 | 58 | 51 | 46 | 42 | 56 | 50 | 46 | 42 | 40 |
| 1.25 | 66 | 59 | 53 | 49 | 65 | 58 | 53 | 49 | 63 | 57 | 52 | 49 | 61 | 56 | 52 | 48 | 46 |
| 1.50 | 70 | 63 | 58 | 54 | 69 | 62 | 58 | 54 | 66 | 61 | 57 | 53 | 64 | 60 | 56 | 53 | 51 |
| 2.00 | 75 | 69 | 65 | 61 | 73 | 68 | 64 | 61 | 71 | 67 | 63 | 60 | 69 | 65 | 62 | 60 | 58 |
| 2.50 | 77 | 73 | 69 | 66 | 76 | 72 | 69 | 66 | 74 | 70 | 67 | 65 | 72 | 69 | 66 | 64 | 62 |
| 3.00 | 79 | 76 | 72 | 69 | 78 | 75 | 72 | 69 | 76 | 73 | 70 | 68 | 74 | 71 | 69 | 67 | 65 |
| 4.00 | 81 | 79 | 76 | 73 | 80 | 78 | 75 | 73 | 78 | 76 | 74 | 72 | 76 | 74 | 72 | 71 | 69 |
| 5.00 | 83 | 80 | 78 | 76 | 82 | 79 | 77 | 75 | 80 | 78 | 76 | 74 | 78 | 76 | 74 | 73 | 71 |
| 7.00 | 84 | 82 | 81 | 79 | 83 | 81 | 80 | 78 | 81 | 80 | 78 | 77 | 79 | 78 | 77 | 76 | 74 |
| 10.00 | 85 | 84 | 83 | 81 | 84 | 83 | 82 | 81 | 82 | 81 | 80 | 79 | 80 | 79 | 79 | 78 | 75 |