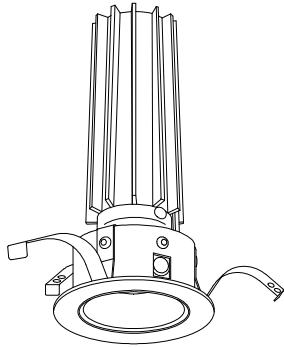


屋内照明器具特性

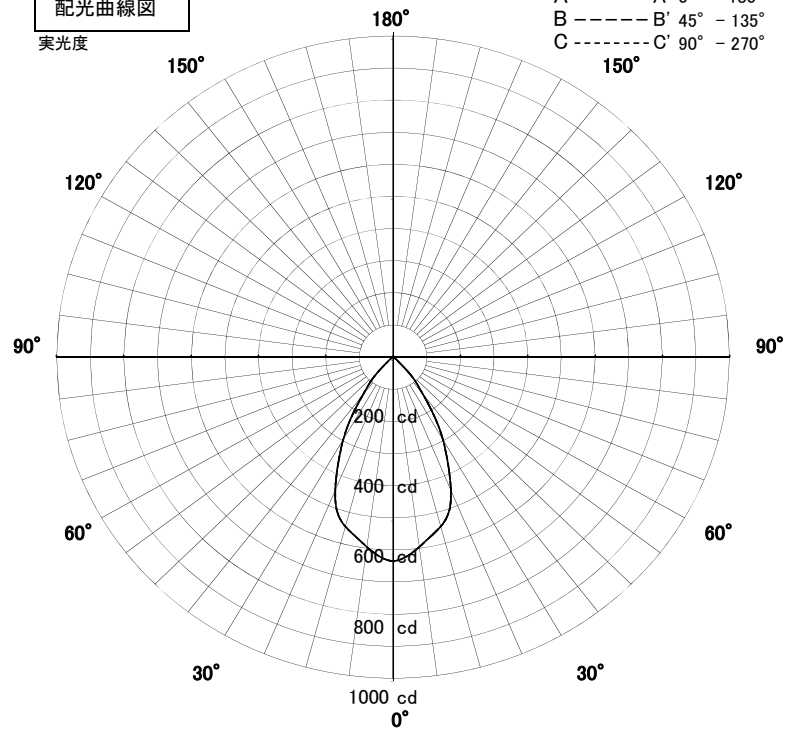


| | | | |
|----------------|------------|----|---------|
| 品名 | DD-3447-LL | | |
| 光源 | LED10.3W | | |
| 実効光束 (器具光束) | 577lm | 効率 | 56.lm/W |



配光曲線図

実光度

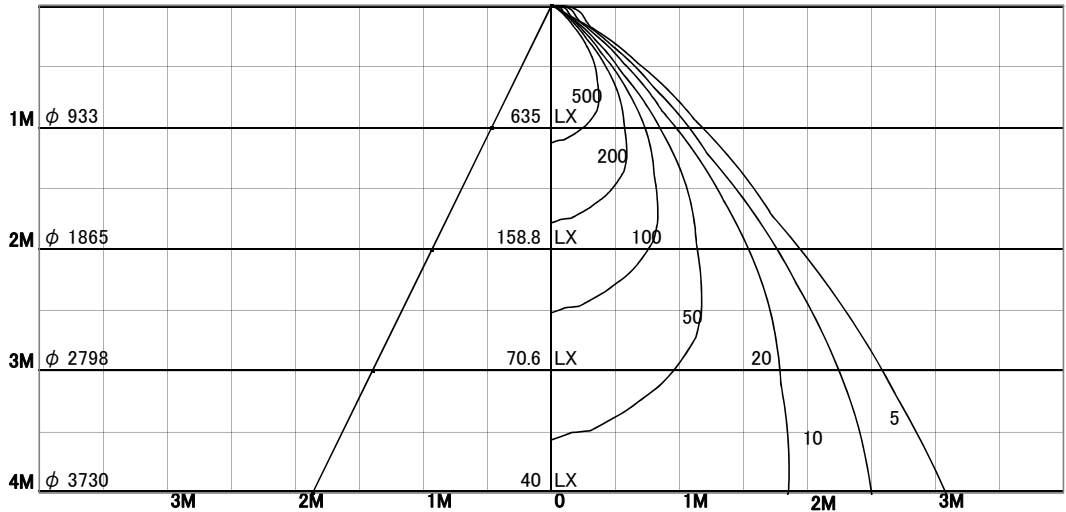


1/2照度角

直射水平面照度

単位:Lx

| | | |
|--------|-------|------|
| 色温度 | 2700K | |
| 演色評価指数 | Ra82 | |
| 保守率 | 良 | 0.67 |
| | 中 | 0.63 |
| | 否 | 0.56 |



照明率表

| 天井 | 80% | | | | 70% | | | | 50% | | | | 30% | | | | 0% |
|-------|-----|-----|-----|-----|-----|-----|-----|-----|-----|-----|-----|-----|-----|-----|-----|-----|----|
| | 70% | 50% | 30% | 10% | 70% | 50% | 30% | 10% | 70% | 50% | 30% | 10% | 70% | 50% | 30% | 10% | 0% |
| 壁 | 10% | | | | | | | | | | | | | | | | 0% |
| 床 | 10% | | | | | | | | | | | | | | | | 0% |
| 0.60 | 81 | 74 | 70 | 67 | 80 | 74 | 70 | 67 | 79 | 73 | 70 | 67 | 78 | 73 | 69 | 67 | 66 |
| 0.80 | 87 | 81 | 76 | 73 | 86 | 80 | 76 | 73 | 84 | 79 | 76 | 73 | 83 | 78 | 75 | 73 | 71 |
| 1.00 | 91 | 86 | 82 | 79 | 90 | 85 | 82 | 79 | 89 | 84 | 81 | 79 | 87 | 83 | 80 | 78 | 77 |
| 1.25 | 95 | 90 | 87 | 84 | 94 | 90 | 86 | 84 | 92 | 88 | 85 | 83 | 90 | 87 | 85 | 83 | 81 |
| 1.50 | 97 | 93 | 90 | 87 | 96 | 92 | 89 | 87 | 94 | 91 | 89 | 86 | 93 | 90 | 88 | 86 | 84 |
| 2.00 | 101 | 98 | 95 | 93 | 100 | 97 | 95 | 93 | 98 | 95 | 94 | 92 | 96 | 94 | 92 | 91 | 89 |
| 2.50 | 103 | 100 | 98 | 97 | 102 | 100 | 98 | 96 | 100 | 98 | 97 | 95 | 98 | 97 | 95 | 94 | 92 |
| 3.00 | 104 | 102 | 101 | 99 | 103 | 102 | 100 | 99 | 101 | 100 | 99 | 98 | 99 | 98 | 97 | 97 | 95 |
| 4.00 | 105 | 104 | 103 | 102 | 104 | 103 | 102 | 101 | 103 | 102 | 101 | 100 | 101 | 100 | 99 | 99 | 96 |
| 5.00 | 106 | 105 | 104 | 103 | 105 | 104 | 103 | 103 | 103 | 102 | 102 | 101 | 101 | 101 | 100 | 100 | 97 |
| 7.00 | 107 | 106 | 106 | 105 | 106 | 105 | 105 | 105 | 104 | 104 | 103 | 103 | 102 | 102 | 101 | 101 | 99 |
| 10.00 | 108 | 107 | 107 | 107 | 107 | 106 | 106 | 106 | 104 | 104 | 104 | 104 | 103 | 102 | 102 | 102 | 99 |